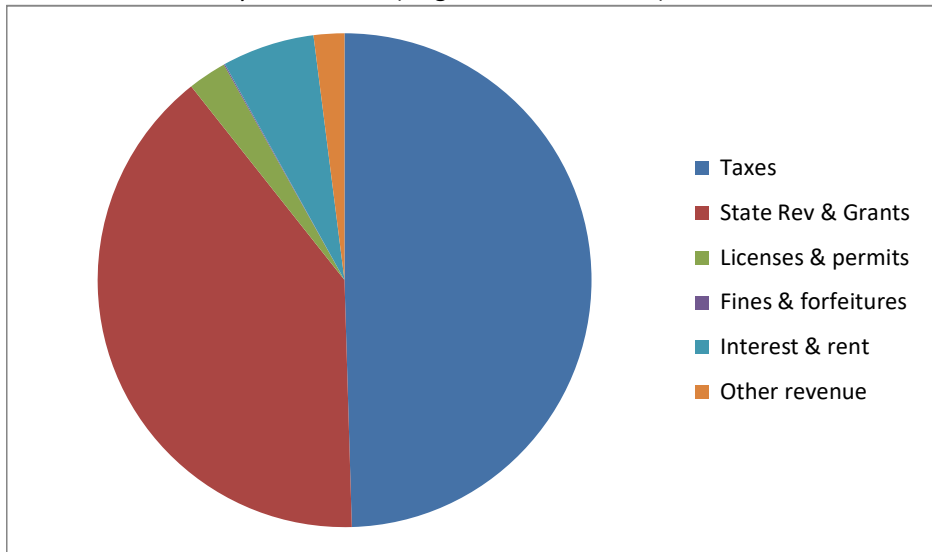


**CITIZENS' GUIDE TO LOCAL UNIT FINANCES - City of Coloma**

REVENUES

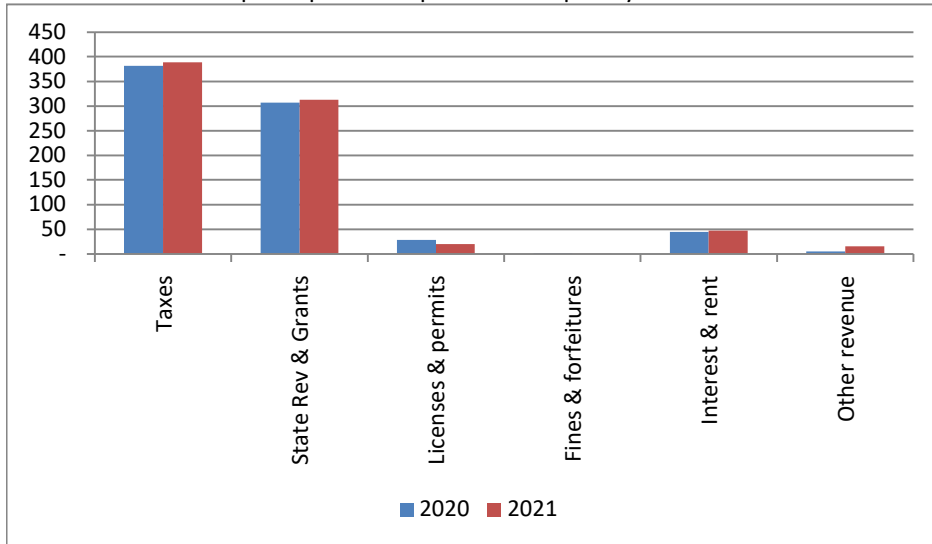
1. Where our money comes from (all governmental funds)



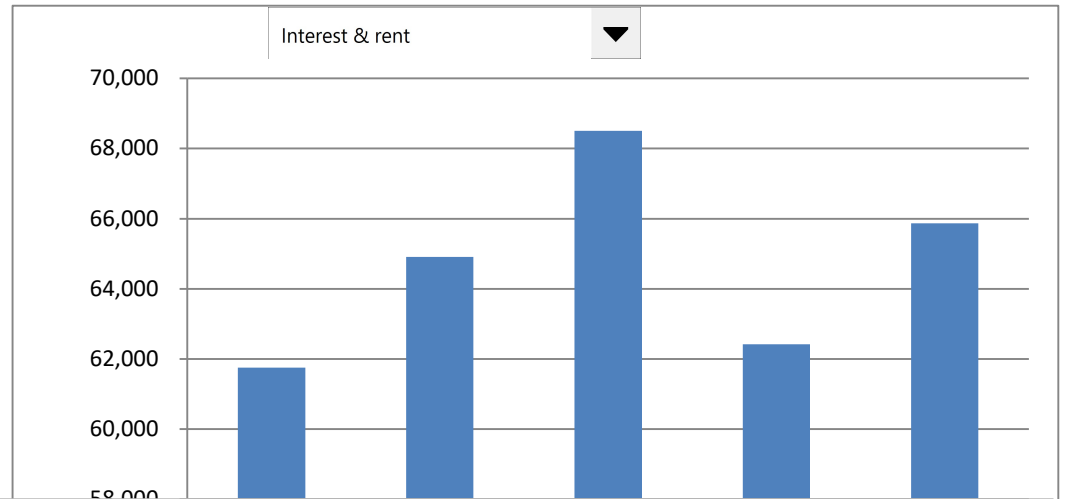
2. Compared to the prior year

	2020	2021	% change	Trends
Taxes	\$ 530,929	\$ 540,857	2%	
State Rev & Grants	427,497	434,523	2%	
Licenses & fees	39,186	27,512	-30%	
Fines & forfeitures	2,787	921	-67%	
Interest & rent	62,418	65,866	6%	
Other revenue	7,427	22,053	197%	
<b>Total revenue</b>	<b>\$ 1,070,244</b>	<b>\$ 1,091,732</b>	<b>2%</b>	

3. Revenue sources per capita - compared to the prior year



4. Historical trends of individual sources



Commentary: Revenue sources are consistent with prior year, other than State revenue & grants and other revenue. State revenue & grants and other revenue were higher in the current year due to COVID-related funding. Other revenue increased due to the sale of capital assets.